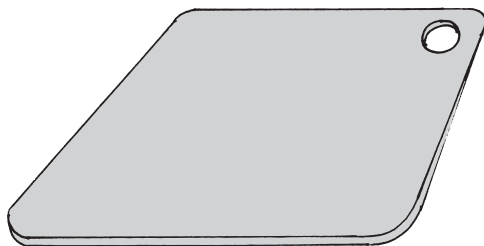


# AntiSlip



AntiSlip provides friction under the patient's feet during different transfer situations, for example, when repositioning the patient higher up in bed or when raising from a seated to a standing position. AntiSlip is made of a material with closed cells, which makes it hygienic.

AntiSlip is part of a series of different models of transfer assistive devices. The choice of model and material is determined by the patient's functional capacity and the situations in which the product is to be used. Vancare's products together form the Vancare concept, which takes a holistic approach to patient transfers. Vancare has four categories of transfer: transfer, positioning, support, and lifting.

## **Functional inspection**

---

### **Visual inspection**

Check the condition and function of the assistive device regularly. Always inspect the product after laundering. Check to ensure that seams and material are free from damage. Check to ensure that fabric is not worn or faded. If there are signs of wear, the product must be discarded.

## **Always read the manual**

---

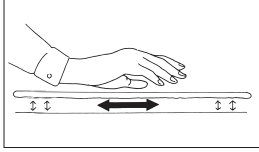
Always read the manuals for all assistive devices used during a transfer.

Keep the manual where it is accessible to users of the product.

Do not leave the patient unattended during a transfer situation.

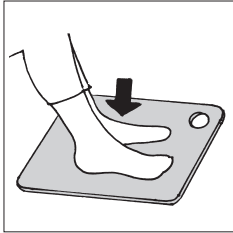


## Functional inspection



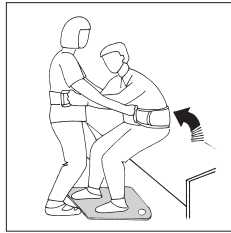
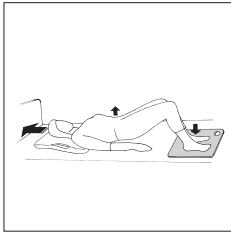
Test AntiSlip's anti-slip function against the intended underlying surface.

## Placement of AntiSlip



AntiSlip is placed under the patient's feet or in the bed to provide more friction, thus enabling a better grip.

## Using AntiSlip



1. Provides friction under the feet in bed during pelvic lifting and for repositioning higher up in bed. Can be combined to advantage with a friction-reducing device under the shoulders.

2. AntiSlip can be used under the feet to provide a good grip during raising from a seated to a standing position or for transfers between different locations such as bed to wheelchair/chair. Use to advantage with EasyBelt/ FlexiBelt.

## Care of the product:

Clean with dishwashing liquid or disinfectant. Wipe with a cloth.

Note: Do not subject the product to hard pressure or impact. This may leave indentations in the material.

## Material:

Polyethylene

Contact your local distributor if you have any questions about the product and its use. See [www.vancare.com](http://www.vancare.com) for a complete list of distributors. Always make sure that you have the right version of the manual. The most recent editions of manuals are available for downloading from our website, [www.vancare.com](http://www.vancare.com).

Manufactured for:

Vancare, Inc.  
1515 First St  
Aurora, NE 68818  
1-800-694-4525  
[www.vancare.com](http://www.vancare.com)  
[info@vancare.com](mailto:info@vancare.com)

**VANCARE**<sup>®</sup>  
We move body and mind