

Max: 150 kg/330 lbs

FlexiGrip is part of a series of different models of transfer assistive devices. The choice of model and material is determined by the patient's functional capacity and the situations in which the product is being used.

FlexiGrip is used as a helpful grip that facilitates more active raising of the patient from a recumbent to a seated position. FlexiGrip is fastened to the head of the bed and has several handles on both sides to enable the patient to 'climb' up to a seated position.

Functional inspection

Visual inspection

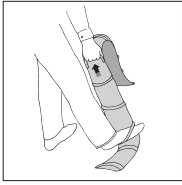
Check the condition and function of the assistive device regularly. Always inspect the product after laundering. Check to ensure that seams and material are free from damage. Check to ensure that fabric is not worn or faded. If there are signs of wear, the product must be discarded.

Always read the manual

Always read the manuals for all assistive devices used during a transfer.
Keep the manual where it is accessible to users of the product.
Do not leave the patient unattended during a transfer situation.

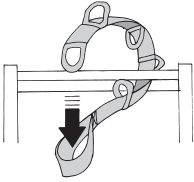


Mechanical load



Pull on the handles to ensure that they withstand a heavy load. If there are signs of wear, the product must be discarded.

Placement of FlexiGrip

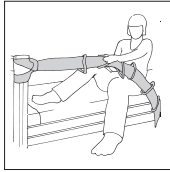


Fasten FlexiGrip by drawing the straps through the loops. Check to ensure that the fixture points will withstand the pressure of the load transferred by the straps.

Using FlexiGrip



1

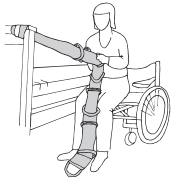


2

Leave FlexiGrip in the bed, so that it is easily accessible for the patient (1).

The patient can now 'climb' up to a sitting positioning with the help of FlexiGrip (2). The patient can also use FlexiGrip as a support for sitting on the edge of the bed.

To and from wheelchair with FlexiGrip



FlexiGrip can be used as support for transfers to and from a wheelchair. The patient can perform low-level repositioning by grasping the FlexiGrip, raising the buttocks and using the feet to manoeuvre into a seated position.

Material:

Polyester

Care of the product:

Read the product label.



Do not use rinsing agent. To ensure maximum material life, hang dry or tumble dry on low heat.

Contact your local distributor if you have any questions about the product and its use. See www.vancare.com for a complete list of distributors. Always make sure that you have the right version of the manual. The most recent editions of manuals are available for downloading from our website, www.vancare.com

Vancare, Inc.
1515 First St
Aurora, NE 68818

Phone: (800) 694-4525
Fax: 402-694-3994
info@vancare.com

Distributed by:
VANCARE[®]
We move body and mind