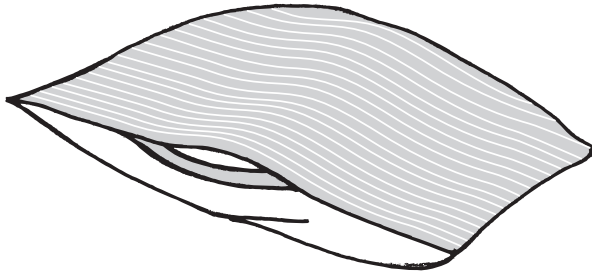


# WendyLean



WendyLean is a pillow case with an anti-friction surface on the underside and handles on both sides. The anti-friction surface facilitates positioning of the pillow. WendyLean is used for repositioning higher up in bed, since it glides easily against the underlying surface. With the help of the handles, it can also be used to help the patient into a seated position at the edge of the bed.

WendyLean is part of a series of different models of transfer assistive devices. The choice of model and material is determined by the patient's functional capacity and the situations in which the product is to be used.

## **Functional inspection**

---

### **Visual inspection**

Check the condition and function of the assistive device regularly. Always inspect the product after laundering. Check to ensure that seams and material are free from damage. Check to ensure that fabric is not worn or faded. If there are signs of wear, the product must be discarded.

## **Always read the manual**

---

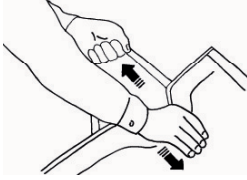
Always read the manuals for all assistive devices used during a transfer.

Keep the manual where it is accessible to users of the product.

Do not leave the patient unattended during a transfer situation.

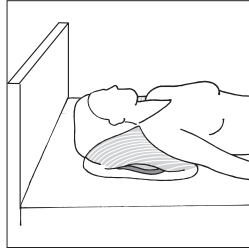
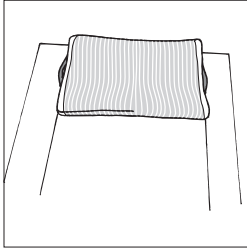


## Functional inspection



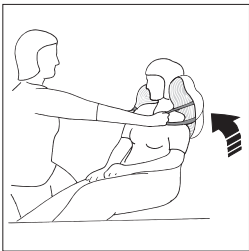
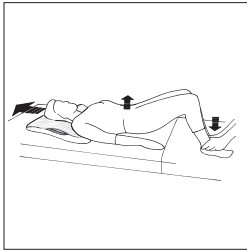
Check to ensure that seams, straps and material are free from damage. Test function by applying tension to the handles to ensure that they are secure. If there are signs of damage or wear, the product must be discarded.

## Placement



Place the pillow in the pillow case. The anti-friction surface (underside) faces downward (1). To use the handles, place the pillow in position under the shoulders (2).

## Using WendyLean



To move higher up in bed, the patient bends his/her knees, lifts the hips slightly, and then pushes with the feet (3).

WendyLean can be used for support behind the head/shoulders, and to help the caregiver to assist the patient to rise from a horizontal to a seated position. The caregiver holds the handles (4).

## Material:

Polyester, cotton, satin

## Care of the product:

Read the product label.



Do not use rinsing agent. To ensure maximum material life, hang dry or tumble dry on low heat.

Contact your local distributor if you have any questions about the product and its use. See [www.vancare.com](http://www.vancare.com) for a complete list of distributors. Always make sure that you have the right version of the manual. The most recent editions of manuals are available for downloading from our website, [www.vancare.com](http://www.vancare.com)

Vancare, Inc.  
1515 First St  
Aurora, NE 68818

Phone: (800) 694-4525  
Fax: 402-694-4525  
[info@vancare.com](mailto:info@vancare.com)

**VANCARE**<sup>®</sup>  
We move body and mind