


EasySlide

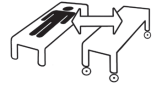
VANCARE[®]
We move body and mind



190 x 60 cm



100 x 70 cm
100 x 60 cm



Max: 300kg / 661lbs

EasySlide is used for turning in bed and for transfers between bed and gurney/shower trolley.
EasySlide is a tubular, padded mat with a friction-reducing material on the inside.

EasySlide is part of a series of different models of transfer assistive devices. The choice of assistive devices depends on the transfer situation and the patient's functional capability and needs.



Functional inspection

Visual inspection

Check the condition and function of the assistive device regularly. Always inspect the product after laundering. Check to ensure that seams and material are free from damage. Check to ensure that fabric is not worn or faded. If there are signs of wear, the product must be discarded.

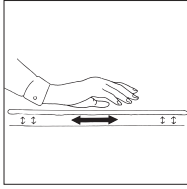


Always read the manual

Always read the manuals for all assistive devices used during a transfer.
Keep the manual where it is accessible to users of the product.
Do not leave the patient unattended during a transfer situation.



Test friction



Test EasySlide's friction by rolling it and noting how easily it glides. If possible, compare with a new EasySlide.

Placement of EasySlide



1



2

Lean the patient on one side. This is easier with the help of a draw sheet. Place the transfer slide under the patient (1). Remove the slide when the transfer is completed (2).

Note



Max 5 cm

1



2

The gap between the underlying surfaces (bed/gurney/show trolley) must not exceed 5 cm (1).

NOTE!

Always remember to lock wheels.

To prevent the risk of the patient sliding/falling, never leave the EasySlide under the patient after the completed transfer.

Material:

Polyester, microfibre, polyamide

Care of the product:

Read the product label.



Do not use rinsing agent. To ensure maximum material life, hang dry or tumble dry on low heat.

Model	Size	Protective Cover	Disposable Cover	Combination
1020	190 x 60	1051	1055	1030 = 1020 + 1051
1120	100 x 60	1151	1155	1130 = 1120 + 1151
1220	100 x 70	1251	1255	1230 = 1230 + 1251

Contact your local distributor if you have any questions about the product and its use. See www.vancare.com for a complete list of distributors. Always make sure that you have the current version of the manual. The most recent editions of manuals are available for downloading from our website, www.vancare.com.

Vancare, Inc.
1515 First St
Aurora, NE 68818

(800) 694-4525
info@vancare.com