
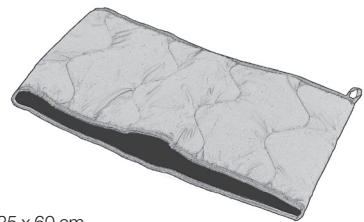


EasySlide

VANCARE[®]
We move body and mind



50 x 60 cm
50 x 70 cm



25 x 60 cm



300 kg/661lbs

EasySlide is used for turning in bed, for transfers between bed and wheelchair/toilet, and for repositioning the patient higher up in bed. EasySlide is a tubular, padded mat with a friction-reducing material on the inside.

EasySlide is part of a series of different models of transfer assistive devices. The choice of assistive devices depends on the transfer situation and the patient's functional capability and needs.



Functional inspection

Visual inspection

Check the condition and function of the assistive device regularly. Always inspect the product after laundering. Check to ensure that seams and material are free from damage. Check to ensure that fabric is not worn or faded. If there are signs of wear, the product must be discarded.



Always read the manual

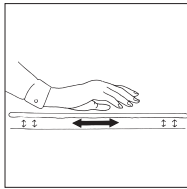
Always read the manuals for all assistive devices used during a transfer.

Keep the manual where it is accessible to users of the product.

Do not leave the patient unattended during a transfer situation.



Test friction



Test EasySlide's friction by rolling it and noting how easily it glides. If possible, compare with a new EasySlide.

Placement of EasySlide

Place the EasySlide under one buttock or under one shoulder. For transfers, all of the patient's body weight should be shifted over onto the EasySlide.

To remove, pull on the lower end of the EasySlide.

Using EasyGlide



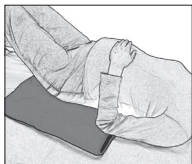
1

1. EasySlide can be used to advantage for transfers to/from a wheelchair. Complement, preferably, with an EasyGlide.



2

2. EasySlide can be used under the shoulders as a friction-reducing assistive device to facilitate repositioning higher up in bed.



3

3. EasySlide can be used under the hips to facilitate lateral transfer.

Active patients can use EasySlide themselves, but it can also be used by less active patients with the aid of a caregiver.



4

4. The gap between the underlying surfaces (bed/gurney/show trolley) must not exceed 5 cm (4).

NOTE!

Always remember to lock wheels.



5

5. To prevent the risk of the patient sliding/falling, never leave the EasySlide under the patient after the completed transfer, and never position the patient too close to the edge of the bed.

Material:

Polyester, microfibre, polyamide

Care of the product:

Read the product label.



Do not use rinsing agent.
To prolong product life, avoid
tumble-drying.

Model	Size	Protective Cover	Disposable Cover	Combination
2010	50 x 60	2051	2055	2030 = 2020 + 2051
2015	25 x 60			
2020	50 x 60 (microfiber)	2051	2055	
2011	50 x 70	2052		
2021	50 x 70 (microfiber)	2052		

Contact your local distributor if you have any questions about the product and its use. See www.vancare.com for a complete list of distributors. Always make sure that you have the right version of the manual. The most recent editions of manuals are available for downloading on our website, www.vancare.com

Vancare, Inc.
1515 First St
Aurora, NE 68818

Phone: (800) 694-4525
Fax: 402-694-3994
info@vancare.com